



Enzymology – Fundamental Concepts, Classification, Mechanisms, and Applications in Biological Systems

Shruti N. Kyada, Yuvraj J. Bheda, *Dr. Shraddha R. Parmar,

Dr. H. R. Sodhaparmar and Dr. Jay M. Khaniya

Department of Biochemistry and Biotechnology, College of Agriculture, Junagadh
Agricultural University, Junagadh, Gujarat, India

*Corresponding Author's email: srparmar@jau.in

Enzymology is an important branch of biochemistry that focuses on the study of enzymes, their structure, catalytic mechanisms, kinetics, regulation, and biological significance. Enzymes are biological catalysts that accelerate biochemical reactions under physiological conditions without being consumed during the reaction. They are essential for metabolism, digestion, energy production, biosynthesis, and cellular communication. This review provides comprehensive information on the historical background, structure, classification, mechanism of action, factors affecting enzyme activity, enzyme kinetics, inhibition, regulation, and applications of enzymes in medicine, agriculture, food industries and biotechnology.

Keywords: Enzymes, Biocatalysts, Enzyme kinetics, Michaelis-Menten, Inhibition, Biotechnology

Introduction

Enzymology is the branch of biochemistry concerned with the scientific study of enzymes. Enzymes are biological catalysts, mostly protein in nature, that increase the speed of biochemical reactions without undergoing permanent change themselves[1,2,3]. They are essential for sustaining life because almost every metabolic reaction in living organisms depends on enzyme activity. The term “enzyme” was introduced by Wilhelm Kühne in 1878 and is derived from the Greek word *enzymos*, meaning “in yeast.” The modern understanding of enzymes began with Eduard Buchner’s discovery in 1897 that fermentation could occur outside living cells using yeast extract, proving that enzymes function independently of intact cells. Enzymes lower the activation energy of biochemical reactions, thereby increasing reaction rates. Their high specificity for substrates and extraordinary catalytic efficiency make them indispensable in digestion, metabolism, DNA replication, transcription, protein synthesis, and cellular regulation. Enzymology has become a central field in biochemistry because it provides insights into metabolic pathways, disease diagnosis, drug development, industrial bioprocesses, and agricultural advancements.

Characteristics of Enzymes

- **Biological Catalysts:** Enzymes function as biological catalysts that accelerate biochemical reactions within living organisms without being consumed or permanently altered during the reaction process. They lower the activation energy required for reactions, thereby increasing reaction rates.
- **Proteinaceous Nature:** Most enzymes are globular proteins composed of amino acids arranged in complex three-dimensional conformations essential for catalytic activity. However, some RNA molecules known as ribozymes also exhibit enzymatic properties.

- **High Specificity:** Enzymes are highly specific in their action, meaning each enzyme typically acts on a particular substrate or a group of closely related substrates. This specificity is determined by the structural complementarity between the enzyme's active site and substrate.
- **Extraordinary Catalytic Efficiency:** Enzymes can accelerate reaction rates by millions of times compared to uncatalyzed reactions. Their remarkable efficiency allows biological processes to occur rapidly under mild physiological conditions.
- **Presence of Active Site:** Each enzyme possesses a specialized region called the active site where substrate binding and catalysis occur. The active site determines substrate recognition and reaction specificity.
- **Requirement of Cofactors:** Many enzymes require non-protein components such as metal ions or organic coenzymes for full catalytic activity. These auxiliary molecules assist in substrate conversion.
- **Sensitivity to Environmental Conditions:** Enzyme activity is strongly influenced by factors such as temperature, pH, substrate concentration, and inhibitors. Each enzyme functions optimally under specific physiological conditions.

Properties of Enzymes

- Nearly all enzymes are proteins, although a few catalytically active RNA molecules have been identified.
- Enzyme catalyzed reactions usually take place under relatively mild conditions (temperatures well below 100oC, atmospheric pressure and neutral pH) as compared with the corresponding chemical reactions.
- Enzymes are catalysts that increase the rate of a chemical reaction without being changed themselves in the process.
- Enzymes are highly specific with respect to the substrates on which they act and the products that they form.
- Enzyme activity can be regulated, varying in response to the concentration of substrates or other molecules.
- They function under strict conditions of temperature and pH in the body.

Substrate specificity of Enzymes

- The properties and spatial arrangement of the amino acid residues forming the active site of an enzyme will determine which molecules can bind and be substrates for that enzyme.
- Substrate specificity is often determined by changes in relatively few amino acids in the active site.
- This is clearly seen in the three digestive enzymes trypsin, chymotrypsin and elastase.

Structure and Composition of Enzymes

Most enzymes are globular proteins made up of one or more polypeptide chains folded into specific three-dimensional structures necessary for their function.

Active Site: The active site is the specific region of the enzyme where substrate molecules bind and undergo chemical transformation. It determines substrate specificity and catalytic activity [1,2].

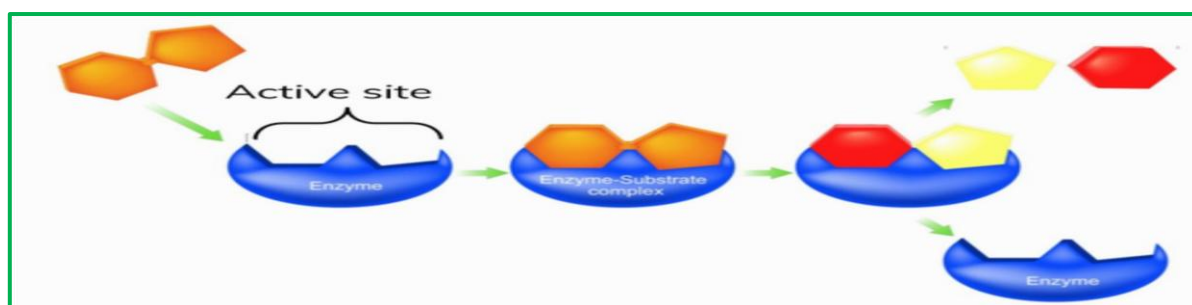


Figure 1: Active site of Enzyme

Co-factors and Co-enzymes: Cofactors are non-protein components required for the proper functioning of enzymes, and they may be inorganic ions or organic molecules. Cofactors include metal ions like Mg^{2+} , Zn^{2+} , and Fe^{2+} that help stabilize enzyme structure or participate in reactions. Coenzymes are organic cofactors, usually derived from vitamins, that assist enzymes in catalyzing reactions. Coenzymes often act as carriers of electrons, atoms, or functional groups during biochemical reactions. Together, cofactors and coenzymes are essential for enzyme activity and overall metabolism.

Apoenzyme and Holoenzyme: An Apoenzyme is the inactive protein component of an enzyme that alone cannot catalyze a reaction. It requires a non-protein component called a cofactor to become active. A Holoenzyme is formed when the apoenzyme combines with its required cofactor. The holoenzyme is the complete and catalytically active form of the enzyme.

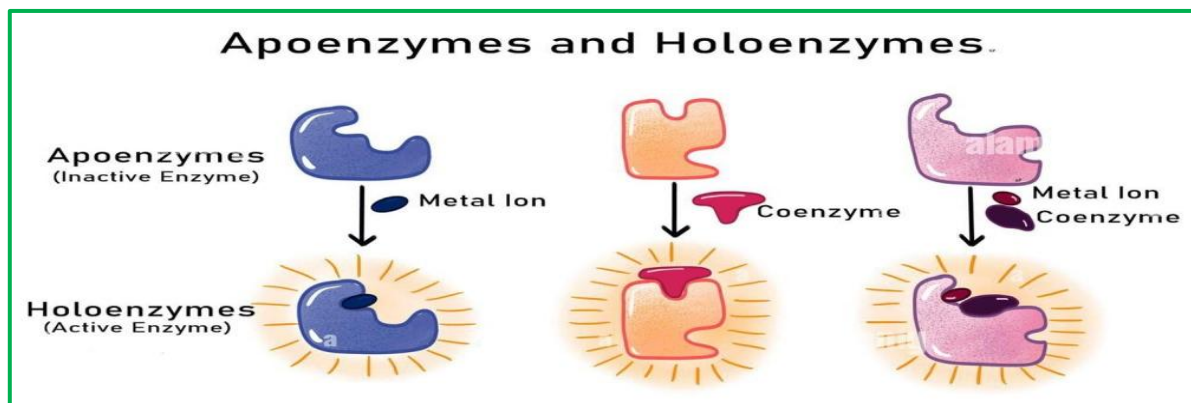


Figure 2: Apoenzyme and Holoenzyme

Classification of Enzymes

According to International Union of Biochemistry and Molecular Biology (IUBMB) enzymes are classified into six major classes [8].

Table:1 Classification of Enzymes

Sr. No.	Group of Enzyme	Reaction Catalysed	Examples
1.	Oxidoreductases	Transfer of electrons from one substrate to another.	Dehydrogenases Oxidases
2.	Transferases	Transfer of specific group from one substrate to another.	Transaminase Kinases
3.	Hydrolysis	Hydrolysis of a substrate.	Estrases Digestive enzymes
4.	Isomerases	Change of the molecular form of the substrate.	Phospho hexo isomerase Fumarases
5.	Lyases	Nonhydrolytic removal of a group or addition of a group to a substrate.	Decarboxylases Aldolases
6.	Ligases	Joining of two molecule by the formation of new bonds.	Citric acid synthetase

Mechanism of Enzyme Action

The mechanism of enzyme action explains how enzymes speed up chemical reactions in living organisms. According to the Lock and Key Model and Induced Fit Model, enzymes bind to specific substrates at their active site to form an enzyme-substrate complex. This interaction lowers the activation energy required for the reaction to occur. As a result, the

substrate is converted into products more quickly. After the reaction, the enzyme remains unchanged and can be reused multiple times.

Lock and Key Model: Proposed by Emil Fischer, this model suggests that the substrate precisely fits into the enzyme's active site [5].

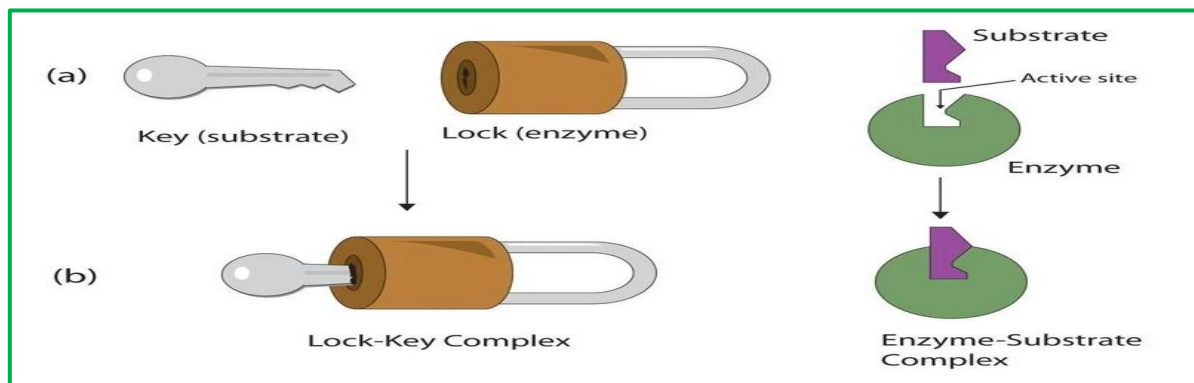


Figure 3: Lock and Key Model

Induced Fit Model: Proposed by Daniel Koshland, this model states that substrate binding induces conformational changes in the enzyme for better interaction [6].

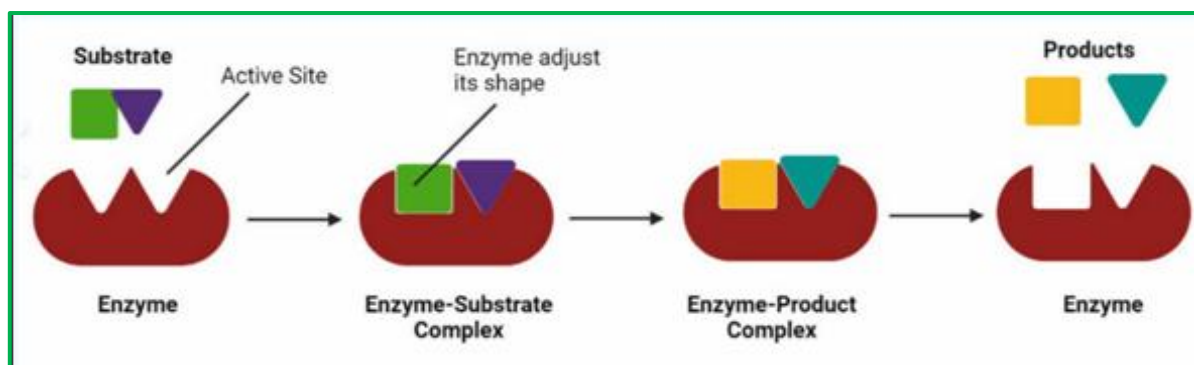


Figure 4: Induced Fit Model

Factors Affecting Enzyme Activity

- **Temperature:** The velocity of enzyme-catalysed reactions roughly doubles with a 10°C rise in temperature over a limited range of temperature
- Enzymes, being proteins, are denatured by heat and become inactive as the temperature increases beyond a certain point. Most of the enzymes are inactivated at temperatures above 60°C.
- The temperature at which the reaction rate is maximum is known as optimum temperature.
- For many proteins denaturation occurs between 45°C and 55°C. Furthermore, even though an enzyme may appear to have a maximum reaction rate between 40°C and 50°C, most biochemical reactions are carried out at lower temperatures because enzymes are not stable at these higher temperatures and will denature after a few minutes.
- **pH:** Each enzyme works within quite a small pH range. There is a pH at which its activity is greatest (the optimal pH). This is because changes in pH can make and break intra- and intermolecular bonds, changing the shape of the enzyme and, therefore, its effectiveness.

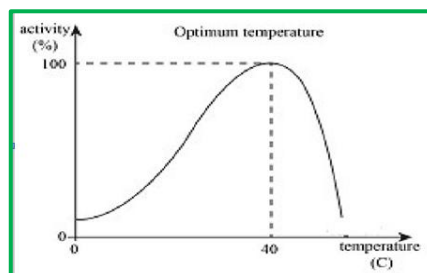


Figure 5: Effect of Temperature on enzyme activity

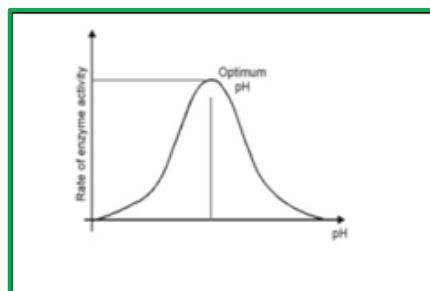


Figure 6: Effect of pH on enzyme activity

- **Substrate Concentration:** For a given enzyme concentration, the rate of reaction increases with increasing substrate concentration up to a point, above which any further increase in substrate concentration produces no significant change in reaction rate. This is because the active sites of the enzyme molecules at any given moment are virtually saturated with substrate. The enzyme/substrate complex has to dissociate before the active sites are free to accommodate more substrate.

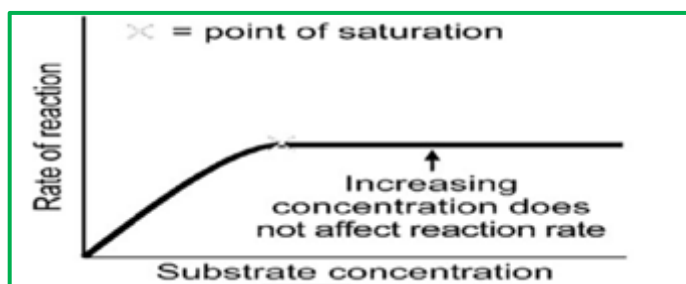


Figure 7: Effect of substrate concentration on enzyme activity

- **Enzyme Concentration:** Higher enzyme concentration generally increases reaction rate. When compared to substrate concentration, the concentration of enzyme is always very very low on molar basis. Hence, increasing the enzyme concentration will always increase the reaction rate.

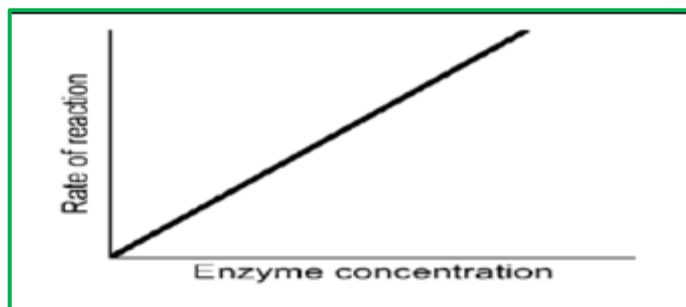


Figure 5: Effect of Enzyme concentration on reaction velocity

- **Inhibitors and Activators:** Some substances reduce or even stop the catalytic activity of enzymes in biochemical reactions. They block or distort the active site. These chemicals are called inhibitors, because they inhibit reaction. Inhibitors that occupy the active site and prevent a substrate molecule from binding to the enzyme are said to be active site-directed (or competitive, as they 'compete' with the substrate for the active site). Inhibitors that attach to other parts of the enzyme molecule, perhaps distorting its shape, are said to be non-active site-directed (or non competitive).

There are two types of inhibitors.

- The competitive inhibitor binds to the active site and prevents the substrate from binding there.
- The noncompetitive inhibitor binds to a different site on the enzyme; it doesn't block substrate binding, but it causes other changes in the enzyme so that it can no longer catalyze the reaction efficiently.

Enzyme Kinetics

Enzyme kinetics is the study of how enzymes bind to substrates and convert them into products. It helps explain the rate at which biochemical reactions occur and how different factors affect these rates. The most common model used is the Michaelis-Menten equation, which describes the relationship between substrate concentration and reaction velocity [4]. Factors such as temperature, pH, and enzyme concentration can significantly influence enzyme activity. Inhibitors can also affect enzyme function by slowing down or blocking reactions. Understanding enzyme kinetics is important in fields like medicine, pharmacology, and biotechnology. It helps in designing drugs and optimizing industrial processes involving enzymes.

Michaelis-Menten Equation: $V = V_{max}[S]/K_m + [S]$

- V_{max} : Maximum reaction velocity
- K_m : Michaelis constant, indicating substrate affinity

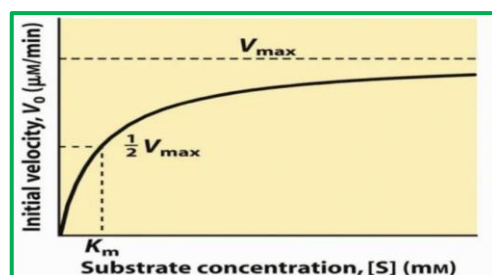


Figure 5: Plot of the Michaelis-Menten equation

Enzyme Inhibition

Enzyme inhibition occurs when a molecule reduces or stops the activity of an enzyme and helps control biochemical reactions in living systems. It is also important in medicine for designing drugs. It affects enzyme activity through distinct mechanisms. Generally these are four type,

- **Competitive inhibition:** The inhibitor competes with the substrate for the active site of the enzyme. Increasing substrate concentration can overcome this inhibition.
- **Non-competitive inhibition:** The inhibitor binds to a site other than the active site. It decreases enzyme activity and cannot be overcome by adding more substrate.
- **Uncompetitive inhibition:** The inhibitor binds only to the enzyme–substrate complex. It lowers both the reaction rate and the effective enzyme activity.
- **Irreversible inhibition:** The inhibitor forms a permanent bond with the enzyme. This permanently inactivates the enzyme and the reaction cannot proceed.

Regulation of Enzyme Activity

Regulation of enzyme activity refers to the ways cells control the rate of enzyme-catalyzed reactions to meet their needs. One common method is allosteric regulation, where molecules bind to a site other than the active site and change enzyme activity [10]. Another mechanism is feedback inhibition, in which the end product of a pathway inhibits an earlier enzyme to prevent overproduction. Enzyme activity can also be controlled by changing enzyme concentration through gene expression or degradation. Environmental factors like pH and temperature also influence enzyme function. Additionally, covalent modifications such as phosphorylation can activate or deactivate enzymes. These regulatory processes ensure proper balance and efficiency in metabolism.

Applications of Enzymology

- **Medical field:** Enzymes play a crucial role in disease diagnosis, treatment, and therapeutic development [7].
- **Food industry:** Help in making cheese, bread, yogurt, and fruit juices. Like amylases in baking and brewing, Proteases in cheese making, Pectinases in fruit juice clarification, Lactase in lactose-free dairy products and Lipases in flavor enhancement.
- **Detergents:** Remove stains like proteins, fats, and starch from clothes.
- **Environmental applications:** Help in Sewage treatment, Bioremediation of pollutants, Green chemistry process.
- **Biotechnology:** Used in DNA replication, genetic engineering, and research.
- **Agriculture:** Improve soil fertility and help in pest control, Feed enzymes for improved animal nutrition, Biopesticide development, Waste decomposition, Plant metabolic studies.
- **Industrial processes:** Used in fermentation, paper, and textile industries.
- **Biofuel production:** Help convert biomass into fuels like ethanol.

Recent Advances in Enzymology

- **Artificial enzymes (Synzymes):** Scientists are developing synthetic enzyme-like molecules with higher stability and efficiency than natural enzymes.
- **Machine learning in enzyme design:** AI tools are now used to predict enzyme structure and optimize their function quickly.
- **Nanobiotechnology integration:** Nanoparticles are used to enhance enzyme activity and stability in harsh conditions.
- **De novo enzyme design:** Scientists can design completely new enzymes from scratch for specific reactions.
- **Enzyme engineering for pharmaceuticals:** Improved enzymes are used in drug synthesis and targeted therapies [9].

- Green chemistry applications: Enzymes are increasingly used for eco-friendly chemical synthesis instead of harmful chemicals.
- Improved enzyme stability techniques: Chemical modification methods increase enzyme durability for industrial use.
- Data-driven enzymology platforms: AI-based systems can extract and analyze enzyme data from research papers automatically.

These advances are making enzymes more powerful, stable, and useful in medicine, industry, and biotechnology.

Conclusion

Enzymology is a fundamental discipline of biochemistry that explains the catalytic processes essential for life. Enzymes are indispensable in metabolism, medicine, agriculture, and industrial applications. A detailed understanding of enzyme structure, function, kinetics, inhibition, and regulation contributes significantly to scientific innovation and practical advancements. Continued research in enzymology promises major developments in healthcare, biotechnology, and sustainable industrial processes.

References

1. Nelson, D. L., and Cox, M. M., "Lehninger Principles of Biochemistry," 7th ed., W.H. Freeman and Company, New York, 2017.
2. Voet, D., Voet, J. G., and Pratt, C. W., "Fundamentals of Biochemistry: Life at the Molecular Level," 5th ed., John Wiley & Sons, Hoboken, New Jersey, 2016.
3. Berg, J. M., Tymoczko, J. L., Gatto, G. J., and Stryer, L., "Biochemistry," 9th ed., W.H. Freeman and Company, New York, 2019.
4. Michaelis, L., and Menten, M. L., "Die Kinetik der Invertinwirkung," *Biochemische Zeitschrift*, vol. 49, pp. 333–369, 1913.
5. Fischer, E., "Influence of Molecular Structure on Enzyme Action and Specificity," *Journal of the German Chemical Society*, vol. 27, pp. 2985–2993, 1894.
6. Koshland, D. E., "Application of a Theory of Enzyme Specificity to Protein Synthesis," *Proceedings of the National Academy of Sciences USA*, vol. 44, no. 2, pp. 98–104, 1958.
7. Palmer, T., and Bonner, P. L., "Enzymes: Biochemistry, Biotechnology, Clinical Chemistry," 2nd ed., Woodhead Publishing, Cambridge, UK, 2007.
8. International Union of Biochemistry and Molecular Biology (IUBMB), "Enzyme Nomenclature Recommendations," Academic Press, London, 1992.
9. Bornscheuer, U. T., Huisman, G. W., Kazlauskas, R. J., Lutz, S., Moore, J. C., and Robins, K., "Engineering the Third Wave of Biocatalysis," *Nature*, vol. 485, pp. 185–194, 2012.
10. Voet, D., Voet, J. G., and Pratt, C. W., "Fundamentals of Biochemistry: Life at the Molecular Level," 5th ed., John Wiley & Sons, Hoboken, New Jersey, 2016.